

Basics of GPS processing workflow


M. A. Floyd T. A. Herring
Massachusetts Institute of Technology

GAMIT/GLOBK/TRACK Short Course for GPS Data Analysis
Korea Institute of Geoscience and Mineral Resources (KIGAM)
Daejeon, Republic of Korea
23–27 May 2016

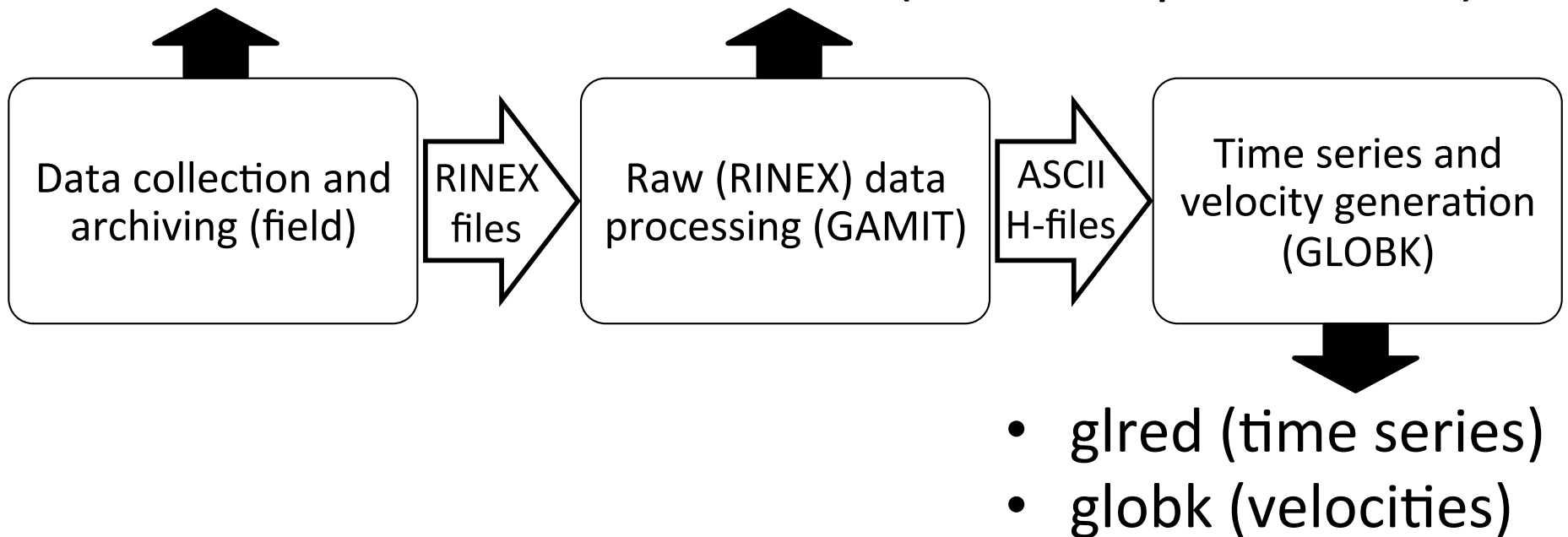
Material from T. A. Herring, R. W. King, M. A. Floyd (MIT) and S. C. McClusky (now ANU)

Basic stages of GPS for geoscience

- runpkr00
- teqc
- etc.



- MODEL (model observations)
- AUTCLN (cleans data)
- SOLVE (solve for parameters)



Structure

- The scripts that control gamit and globk all have built in help which can be evoked by typing name
 - ~/gg/com contains all of the scripts used
 - ~/gg/gamit/bin and ~/gg/kf/bin contain the program executables
 - kf programs also have help output
 - (gg is a link in your home directory that points to the directory with the gamit/globk software installed)
- Once the software is installed; user selects data to be processed over some interval of time and uses sh_gamit for the processing
- GLOBK is used after the daily processing to combine results and set the reference frame.
- Everyone should have completed the installation of the software at this point
- Running the example case is a good idea to make sure the installation is OK

Basic inputs and outputs

- RINEX data must be prepared for input to GAMIT
- Output for GAMIT and input to GLOBK are ASCII “h-files”
 - Loosely constrained solutions with a priori parameter information, parameters adjustments and full covariance matrices
- Final output of GLOBK is “.org”-file
 - Time series (“.pos”-files)
 - Velocities (“.vel”-files)

GAMIT


1. Run `sh_setup`
 - Check all links, especially to grid files (`otl.grid`, `atl.grid`, `map.grid`, `met.grid`; see `sestbl.` for what is “switched on”)
2. Place RINEX data to be processed in `rinex/`
 - Except any publicly-available RINEX files one has set to be FTP'd in `sites.defaults`
3. Prepare *and verify* `station.info`, e.g. `sh_upd_stnfo`
4. Prepare *and verify* apr-file, e.g. `sh_rx2apr`
5. Run `sh_gamit`

sh_gamit

- `sh_gamit` is the master script for running GAMIT
- The following files are important to verify and/or edit (e.g. after `sh_setup`)
 - `autcln.cmd` (probably unnecessary to edit)
 - `process.defaults` (not necessary to edit much, if anything)
 - `sestbl.` (controls experiment observations and models; defaults OK but may want to edit)
 - `sites.defaults` (list of sites to process in experiment)
 - `sittbl.` (controls a priori constraints on sites; probably unnecessary to edit)
 - `station.info` (*very* important file to get right)
 - `.apr-file` (*very* important file to get right)
- More detail in next lecture (first lecture tomorrow)

Processing: GAMIT

- Preprocessing
 - Download (sh_get_orbits) and prepare (sh_sp3fit) orbits
 - Make clock files (MAKEJ)
 - Download (sh_get_rinex) publicly available sites and convert RINEX files to GAMIT internal format (MAKEX)
 - Write batch (“b”) files
- Iterative solution (run b-files)
 - Calculate synthetic observations from a priori parameters and models (MODEL)
 - Create observables (LC, L1+L2, etc.), clean data (AUTCLN)
 - Fit calculated to observed by solving for parameter estimates (SOLVE)
 - Update a priori information if large adjustments



Post-processing: GLOBK

- Convert ASCII h-files to binary h-files (htoglb in glbf/)
- Generate and chronological list of binary h-files (glist in gsoln/)
- At this point, diverge in approach depending on solution sought...

GLOBK short-term combinations

- Combine days from a period over which velocities are negligible, e.g. a 10-day survey, bi-weekly or monthly combinations for continuous GPS
 - Reduces short-term scatter
 - Reduces number of files to be carried forward to velocity solution
- Run `glred` to generate time series
- Plot time series (`sh_plot_pos`)
- Inspect time series to identify (and remove) outliers
- Run `globk` to form one solution file for survey (".org"-file) *without estimating velocities*
 - `apr_site all 10 10 10 0 0 0`
 - or
 - `apr_neu all 10 10 10 0 0 0`

GLOBK long-term velocities

- Combine daily (continuous) or short-term combined h-files (e.g. surveys; see last slide)
- Run glred to generate time series
- Plot time series (sh_plot_pos)
- Inspect time series to identify (and remove) outliers
- Run globk to form final solution file for all data (".org"-file) *with estimating velocities*

```
– apr_site all 10 10 10 1 1 1
```

or

```
– apr_neu all 10 10 10 1 1 1
```